



## Yuasa Technical Data Sheet

### Yuasa L36-100 - Leisure Batteries

#### Performance

|                          |       |
|--------------------------|-------|
| Voltage                  | 12V   |
| Capacity (20-hour)       | 100Ah |
| Cold Cranking Amps (EN1) | 900A  |

#### Dimensions

|        |       |
|--------|-------|
| Length | 353mm |
| Width  | 175mm |
| Height | 190mm |



#### Weights & Measures

|                       |        |
|-----------------------|--------|
| Mean Weight with Acid | 23.3kg |
|-----------------------|--------|

#### Container Features

|                           |                |
|---------------------------|----------------|
| Case Type                 | L5 DIN         |
| Hold Down                 | B3             |
| State of Charge Indicator | ✓              |
| Handles                   | ✓              |
| End Venting               | ✓              |
| Lid Type                  | SMF Double Lid |

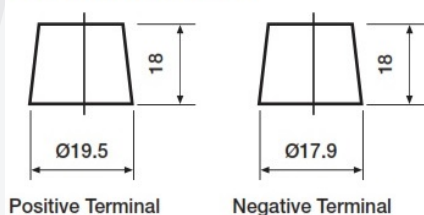
#### Technology

|                         |       |
|-------------------------|-------|
| Flame Arrestor          | ✓     |
| Technology              | Ca/Ca |
| Separator               | PE    |
| Recommended Charge Rate | 5A    |

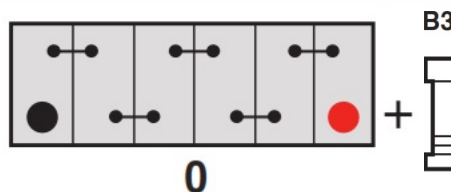
#### Terminal Type

##### T1

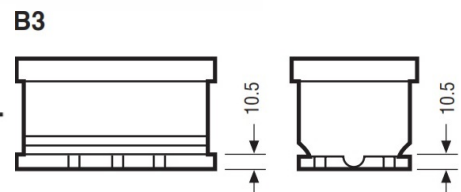
Standard DIN Post



#### Cell Assembly Layout



#### Battery Hold-down



Data Sheet generated on 03/12/2019 - E&OE