



# EVX 1272

## 12V 7.2Ah

EVX 1272 is designed specially for electric vehicles, such as electric golf cart, electric wheelchair, mower, dust collector...etc. It has high cycling life, high efficiency and long service life.



### Specification

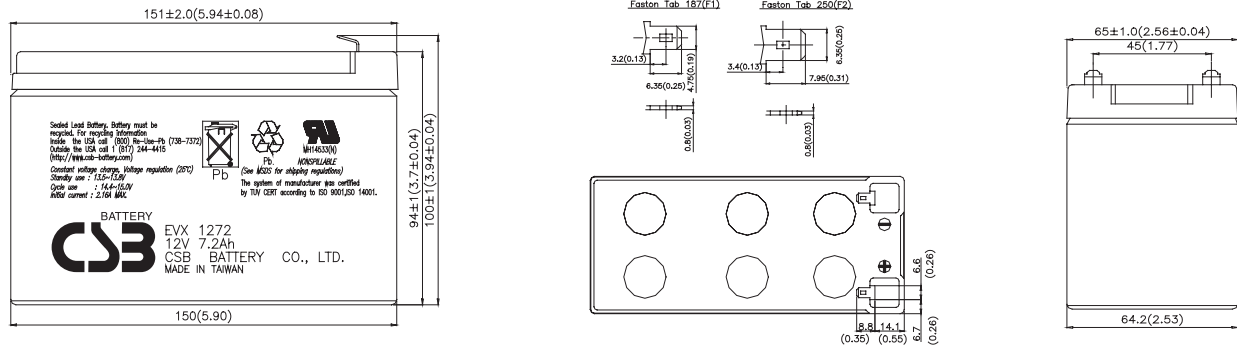
<b>Cells Per Unit</b>	6
<b>Voltage Per Unit</b>	12
<b>Capacity</b>	7.2Ah @ 20hr-rate to 1.75V per cell @25 °C(77°F)
<b>Weight</b>	Approx. 2.60kg(5.73 lbs)
<b>Maximum Discharge Current</b>	100A/130A(5sec)
<b>Internal Resistance</b>	Approx. 25mΩ
<b>Operating Temperature Range</b>	Discharge: -20°C~50°C(-4°F~122°F) Charge: 0°C~40°C(32°F~104°F) Storage: -20°C~40°C(-4°F~104°F)
<b>Nominal Operating Temperature Range</b>	25°C±3°C(77°F±5°F)
<b>Float Charging Voltage</b>	13.5 to 13.8 VDC/unit Average at 25°C(77°F)
<b>Recommended Maximum Charging Current Limit</b>	2.16A
<b>Equalization and Cycle Service</b>	14.4 to 15.0 VDC/unit Average at 25°C(77°F)
<b>Self Discharge</b>	CSB Batteries can be stored for more than 6 months at 25°C(77°F). Please charge batteries before using. For higher temperatures the time interval will be shorter.
<b>Terminal</b>	Faston Tab 187/250
<b>Container Material</b>	-ABS (UL94-HB)*Flammability resistance of UL94-V2 can be available upon request.



CSB-manufactured batteries are UL-recognized components under UL924 and UL1989. CSB is also certified by ISO 9001 and ISO 14001.

### Dimensions

unit:(MM)



### Constant Current Discharge Characteristics Unit:A (25°C , 77°F)

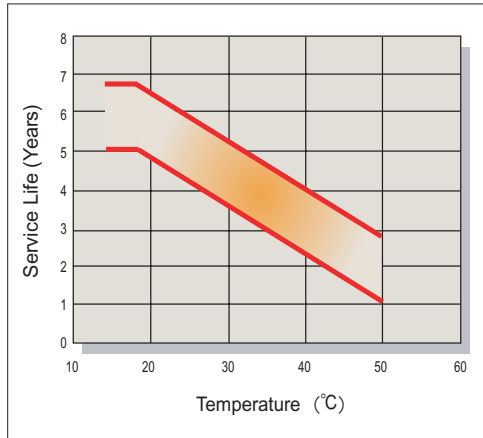
F.V/Time	30MIN	60MIN	90MIN	2HR	3HR	4HR	5HR	8HR	10HR	20HR
1.60V	7.01	4.19	3.08	2.60	1.79	1.44	1.20	0.820	0.680	0.380
1.67V	6.72	4.02	2.95	2.49	1.71	1.38	1.15	0.785	0.652	0.366
1.70V	6.60	3.94	2.90	2.44	1.68	1.36	1.13	0.770	0.640	0.360
1.75V	6.40	3.82	2.82	2.37	1.63	1.32	1.10	0.745	0.620	0.345
1.80V	6.20	3.70	2.73	2.30	1.58	1.28	1.07	0.720	0.600	0.330
1.85V	6.00	3.58	2.65	2.23	1.53	1.24	1.04	0.695	0.580	0.315

### Constant Power Discharge Characteristics Unit:W (25°C , 77°F)

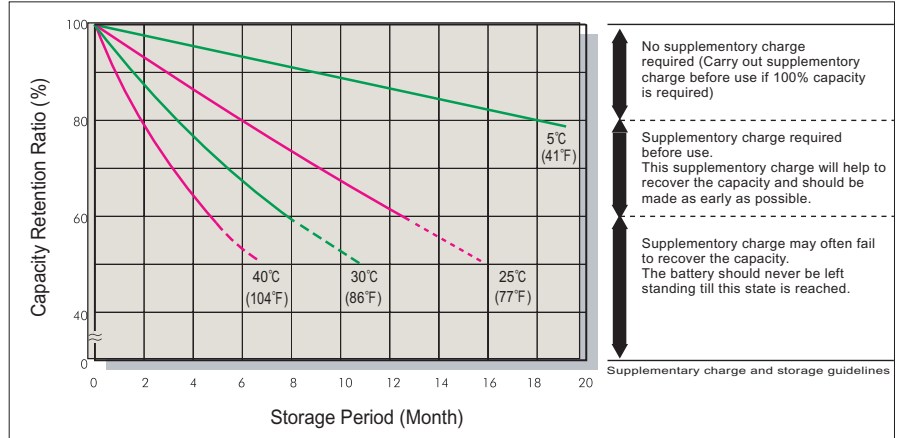
F.V/Time	30MIN	60MIN	90MIN	2HR	3HR	4HR	5HR	8HR	10HR	20HR
1.60V	84.1	50.3	37.0	31.2	21.5	17.3	14.4	9.81	8.20	4.53
1.67V	80.7	48.2	35.5	29.9	20.6	16.6	13.8	9.41	7.86	4.35
1.70V	79.2	47.3	34.8	29.3	20.2	16.3	13.6	9.24	7.72	4.27
1.75V	76.8	45.9	33.8	28.5	19.6	15.8	13.2	8.96	7.49	4.14
1.80V	74.4	44.4	32.7	27.6	19.0	15.3	12.8	8.67	7.25	4.00
1.85V	72.0	43.0	31.7	26.8	18.4	14.8	12.4	8.39	7.02	3.87

• All mentioned values are average values.

### Trickle (or Float) Service Life



### Capacity Retention Characteristic



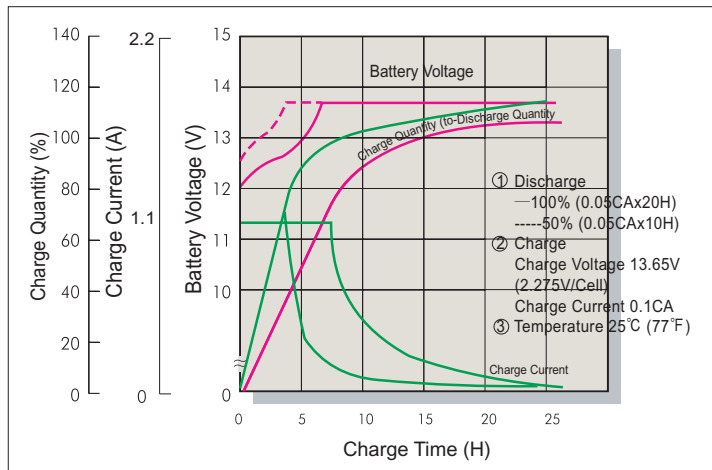
No supplementary charge required (Carry out supplementary charge before use if 100% capacity is required)

Supplementary charge required before use. This supplementary charge will help to recover the capacity and should be made as early as possible.

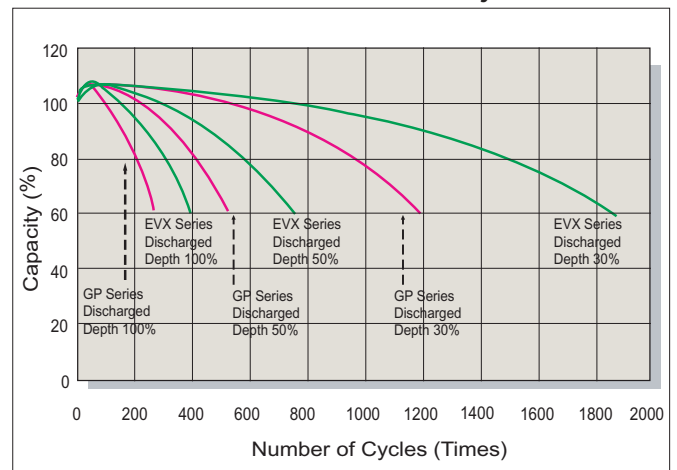
Supplementary charge may often fail to recover the capacity. The battery should never be left standing till this state is reached.

Supplementary charge and storage guidelines

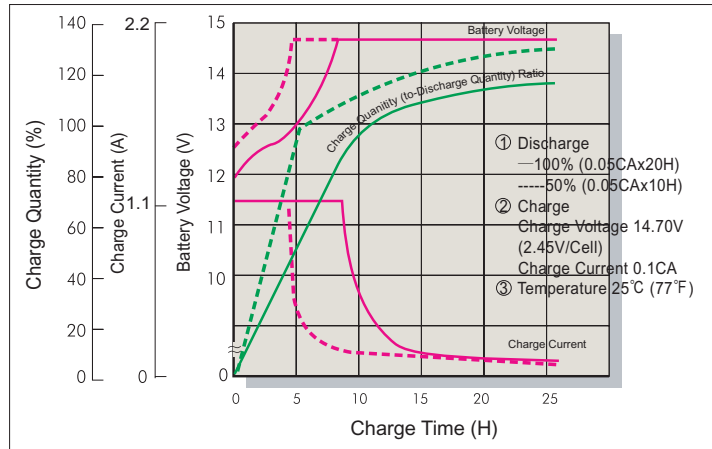
### Battery Voltage and Charge Time for Standby Use



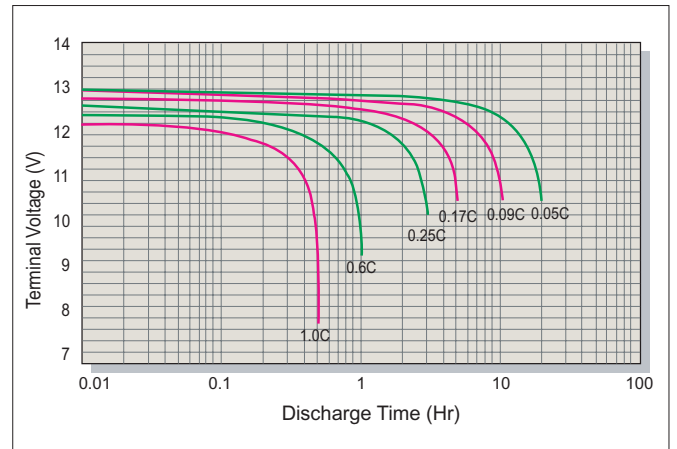
### GP & EVX Series Cycle Service Life



### Battery Voltage and Charge Time for Cycle Use



### Terminal Voltage (V) and Discharge Time (25°C/77°F)



### Charging Procedures

Application	Charge Voltage (V/Cell)			Max. Charge Current
	Temperature	Set Point	Allowable Range	
Cycle Use	25°C (77°F)	2.45	2.40~2.50	0.3C
Standby	25°C (77°F)	2.275	2.25~2.30	

### Discharge Current VS. Discharge Voltage

Final Discharge Voltage V/Cell	1.75	1.70	1.55	1.30
Discharge Current (A)	0.2C>(A)	0.2C<(A)<0.5C	0.5C<(A)<1.0C	(A)>1.0C